



ed-fi[®]
ALLIANCE

Analytics Solutions for Ed-Fi

Analytics Solutions for Ed-Fi


- Ed-Fi provides technology for state and local education agencies to securely manage data from various source systems
- Self-service analytics platforms are compatible with Ed-Fi technology:
 - Microsoft PowerBI - <https://powerbi.microsoft.com/en-us/>
 - Amazon QuickSight - <https://aws.amazon.com/quicksight/>
- Full-service support and solutions available from the Ed-Fi community of vendors:
 - <https://www.ed-fi.org/what-is-ed-fi/current-licensees/#Vendors-and-Nonprofit-Organizations>



Self-Service Solutions

Best for organizations with technical capacity and infrastructure to install and maintain analytics solutions

Microsoft PowerBI



Ed-Fi ODS/API and Microsoft Power BI Starter Kit

A starter kit illustrating the use of Microsoft Power BI to create meaningful visualizations from an Ed-Fi ODS. Includes reports at the district, school, teacher, and student level for early warning indicators described in the Balfanz model.

By Ed-Fi Alliance

- Data Standard v2.0
- ODS/API v2.3
- Released
- Download
- Documentation

- Microsoft PowerBI is a free suite of business analytics tools that deliver insights from data sources
- The “Ed-Fi ODS/API and Microsoft Power BI Starter Kit” provides a starter kit to create meaningful visualizations from an Ed-Fi ODS. Includes reports at the district, school, teacher, and student level for early warning indicators described in the Balfanz model.
- Starter Kit provides documentation, a tabular model, runbooks and reports to create these visualizations, which can be customized to suit needs
- Available in the Ed-Fi Exchange: <https://exchange.ed-fi.org/>

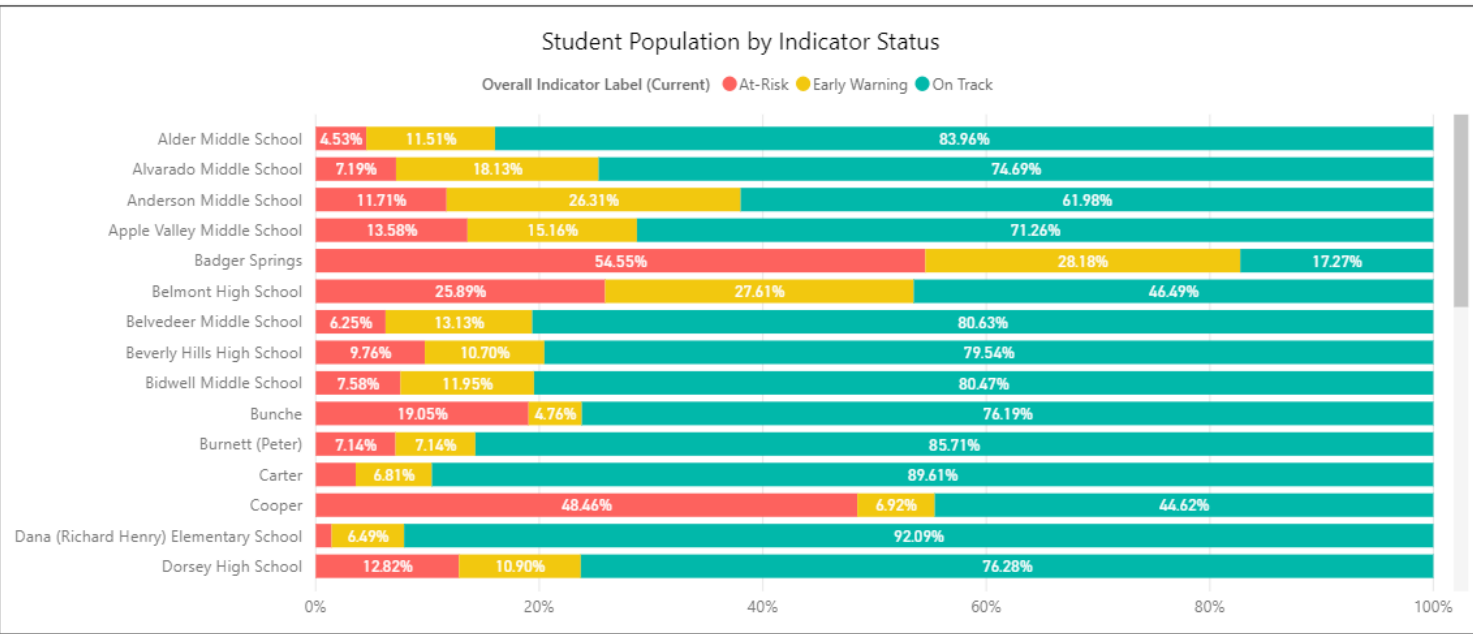
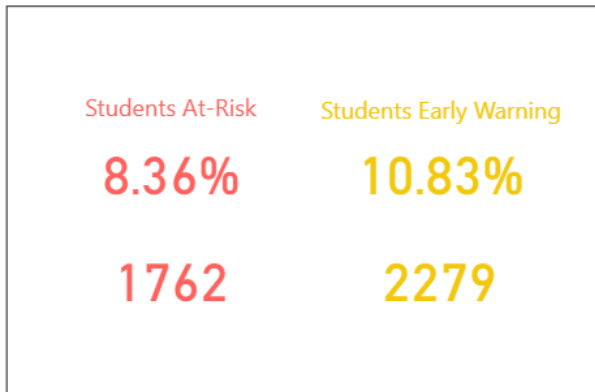
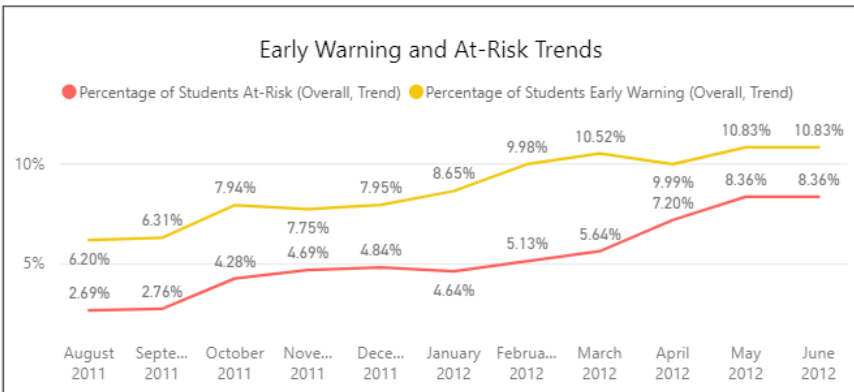
Microsoft PowerBI – Sample Reports – District EWS by School



District

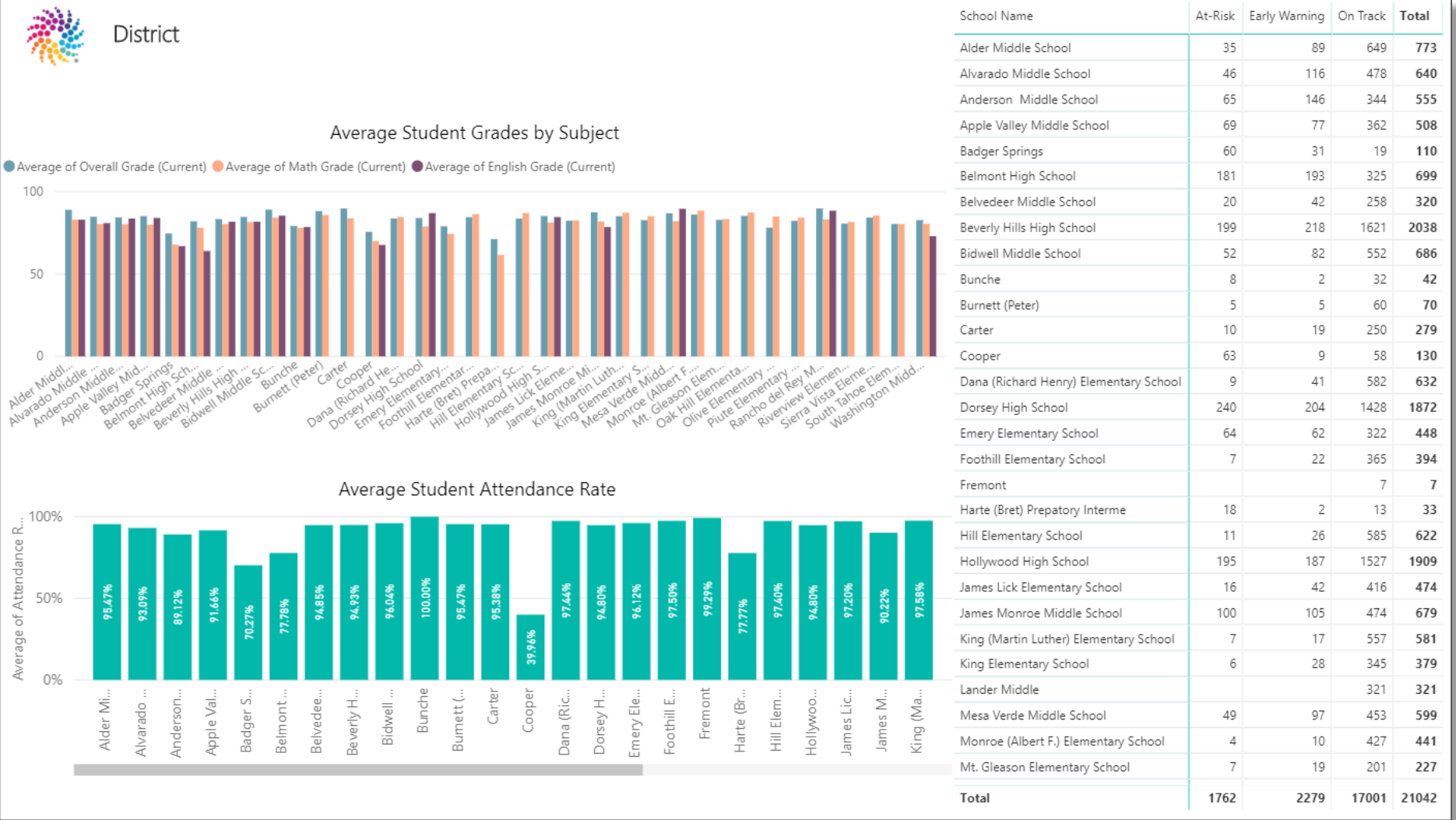
School Name

- Select All
- Alder Middle School
- Alvarado Middle School
- Anderson Middle School
- Apple Valley Middle School
- Badger Springs
- Belmont High School
- Belvedeer Middle School
- Beverly Hills High School
- Bidwell Middle School
- Bunche
- Burnett (Peter)
- Carter
- Cooper
- Dana (Richard Henry) Elementa...
- Dorsey High School
- El Sausal
- Emery Elementary School
- Foothill Elementary School
- Fremont
- Garvey (Steve)
- Harte (Bret) Preparatory Interme
- Hill Elementary School
- Hollywood High School
- James Lick Elementary School
- James Monroe Middle School
- King (Martin Luther) Elementar...
- King Elementary School
- King Estates
- Lander Middle
- Lathrop



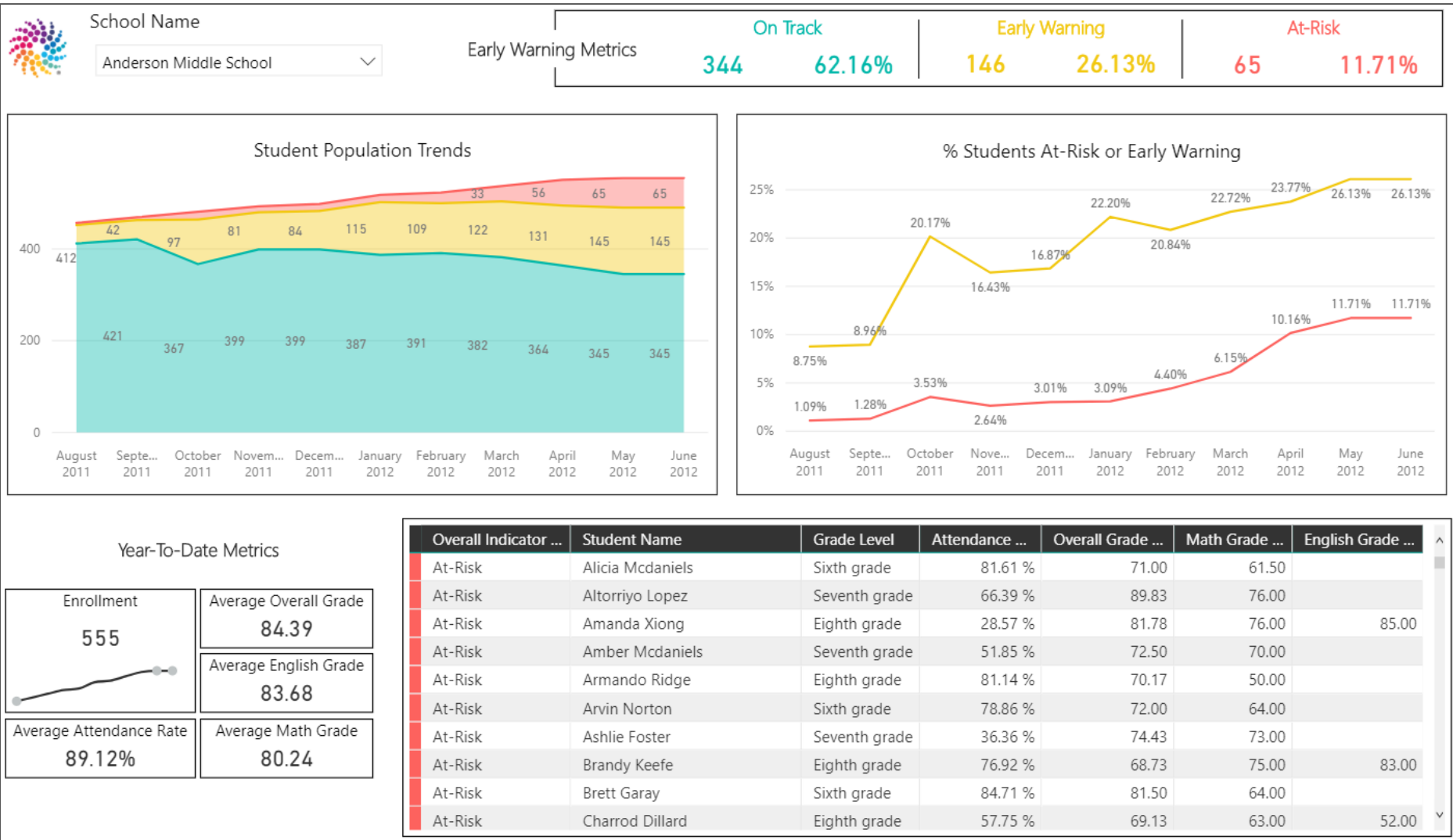
District-wide report provides Early Warning and At-Risk Trends and allows analysis and drill-down abilities by school

Microsoft PowerBI – Sample Reports – District Grade Averages and Attendance Rate by School



District-wide report provides average student grades per school by subject and average student attendance rate by school

Microsoft PowerBI – Sample Reports – School Population Trends and EWS Indicators

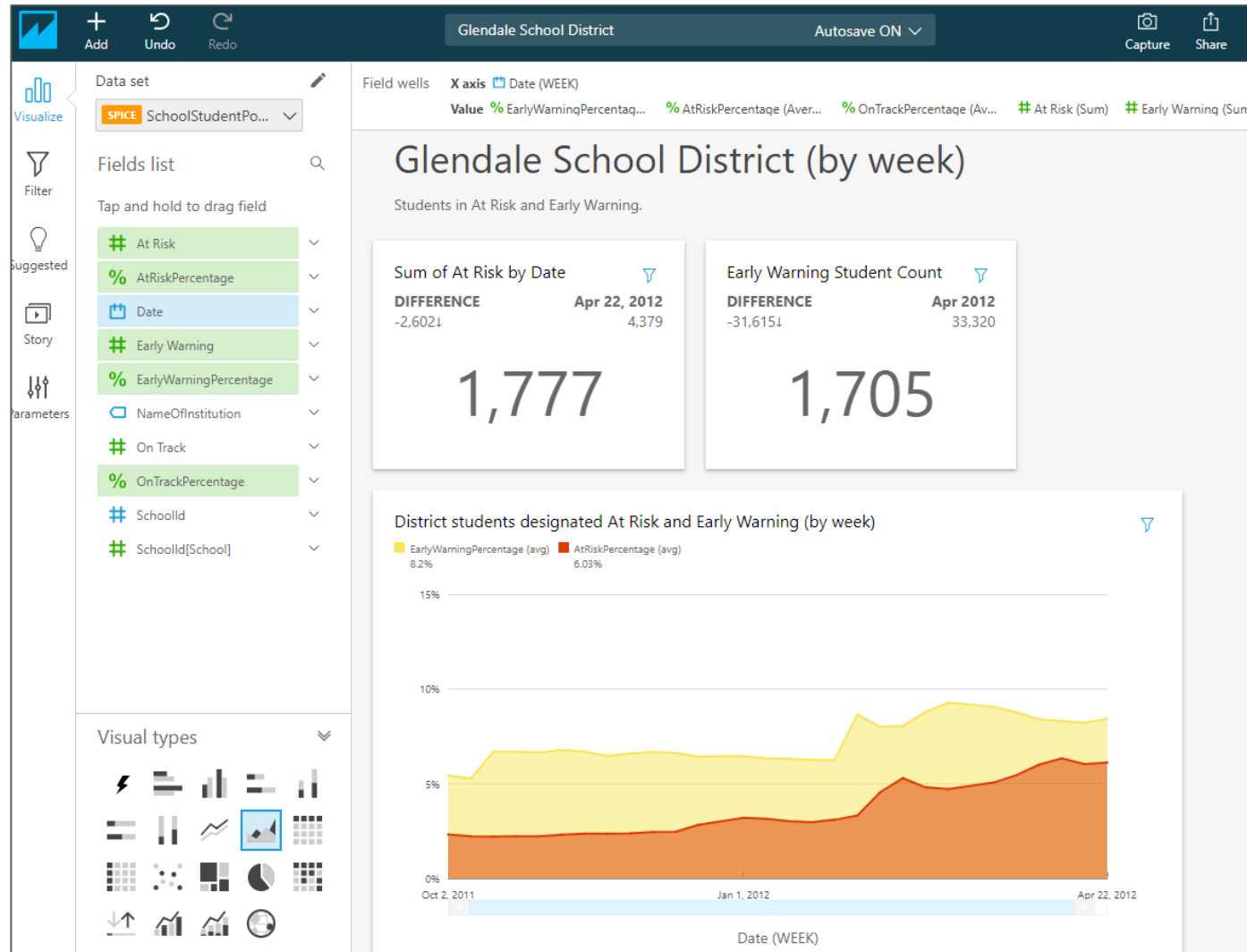


School report provides Early Warning status trends for each school selected

Amazon QuickSight

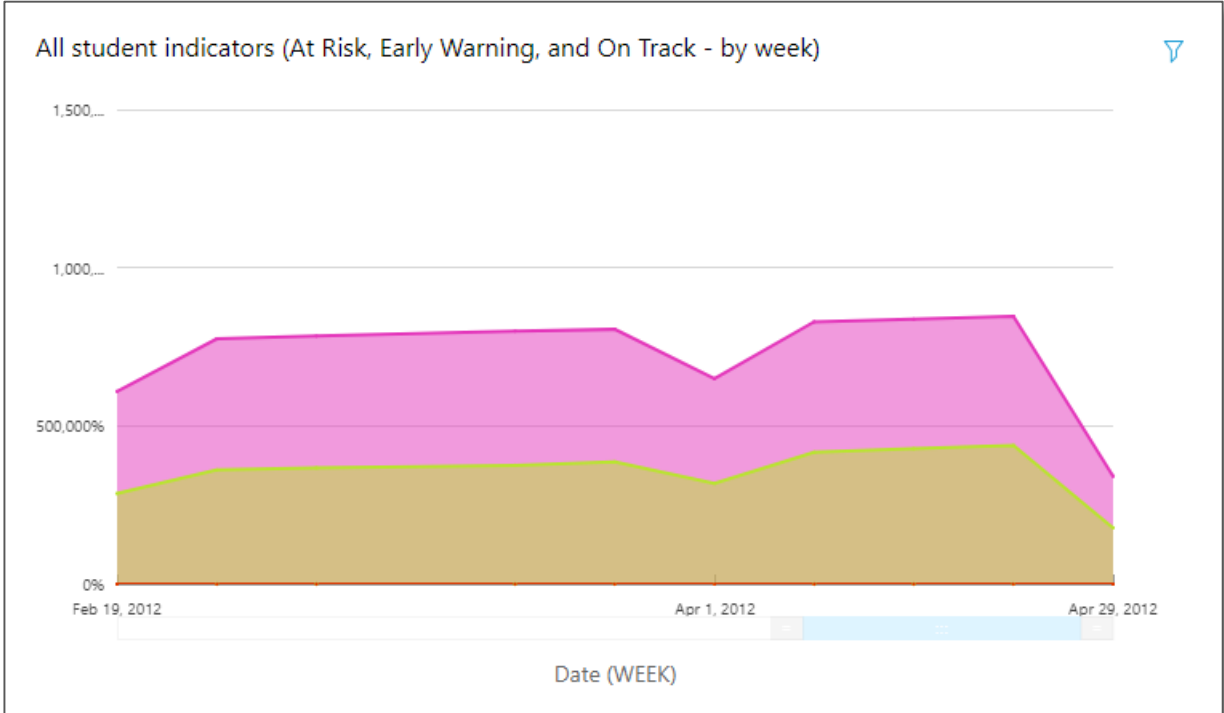
- Amazon QuickSight is cloud-powered BI service that makes it easy to build visualizations, perform ad-hoc analysis, and quickly get insights from data
- The Ed-Fi ODS/API can be paired with Amazon QuickSight to create meaningful visualizations from an Ed-Fi ODS
- Available at: <https://aws.amazon.com/quicksight/>
- For guidance on integrating your Ed-Fi ODS/API, please email info@ed-fi.org.

Amazon QuickSight – Sample Reports – District At Risk and Early Warning



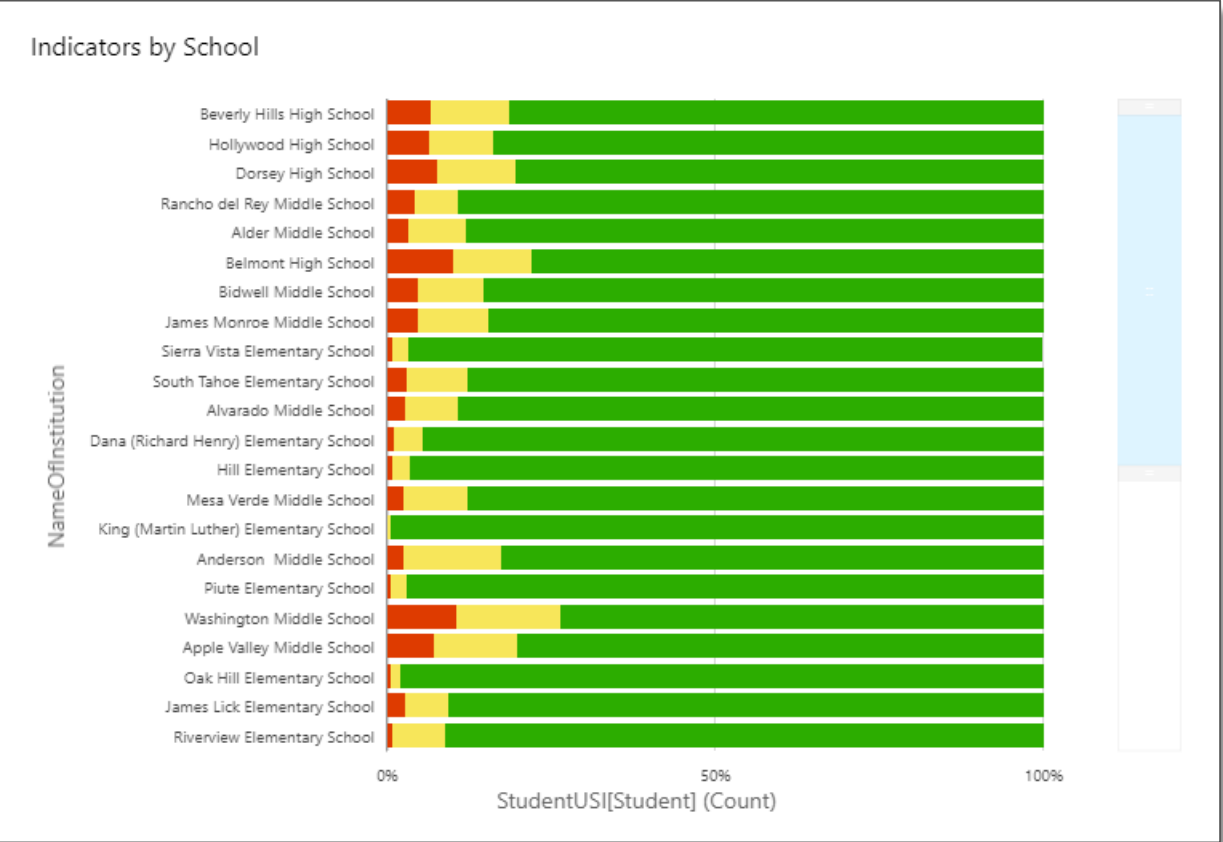
District-wide report provides At Risk and Early Warning status trends

Amazon QuickSight – Sample Reports – District At Risk and Early Warning Views



All student indicators provided here with At Risk, Early Warning and On Track categories

Student indicators provided on a per school basis





Full-Service Solutions

Best for organizations that need augmented staff expertise and hosted infrastructure for analytics solutions

EdGraph Analytics



Operations



Attendance



Academics



Discipline

BENEFITS

- Startup report pack
- Early warning dashboard
- Compare metrics against goals
- Customizable



Spotlight + Ed-Fi: the Proposition

Spotlight's proprietary software covers the “last mile” that data travels to an everyday user.

Spotlight's applications tell personalized, data-driven “stories” to educators, families, and even students.

Fueled by data delivered from and through Ed-Fi, those stories become richer, near real-time, and more efficiently produced.

Spotlight + Ed-Fi: Early Applications

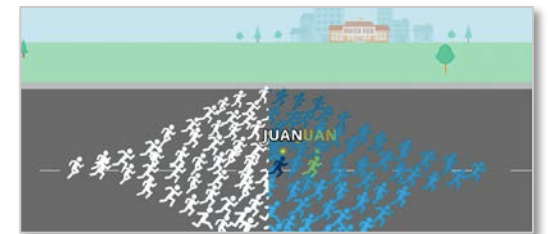
The **College and Career Readiness Guide** uses interoperable data (test scores, grades, coursework, and survey responses) to deliver personalized post-graduation insights to students – and to parents, in their home language).



The **Comprehensive Class Profile** provides teachers with at-a-glance insights into areas of shared strength and concern across a diverse class, while also offering “early warning” and “early opportunity” capabilities.

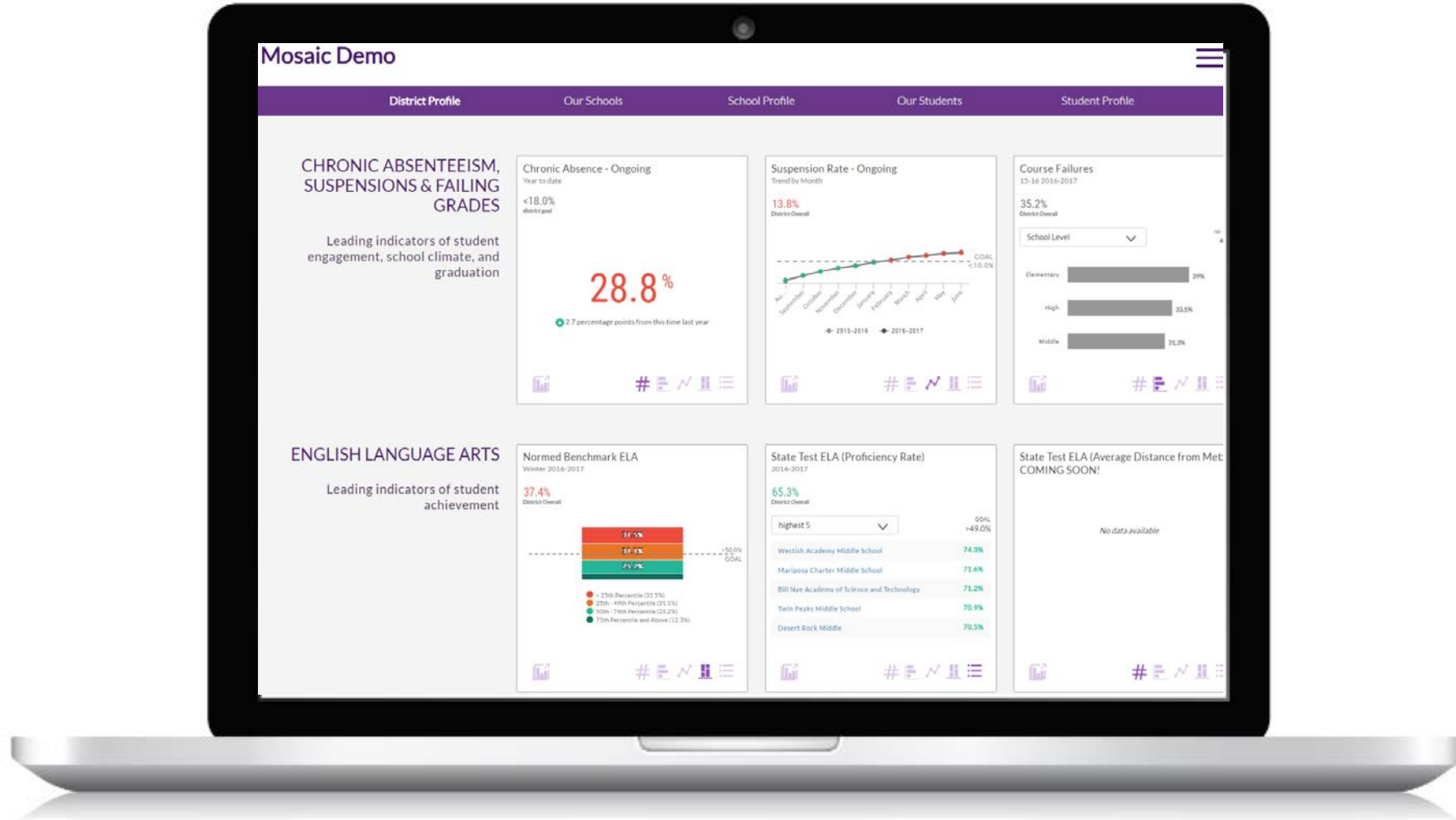


The **MAP Results Video** shares easy-to-understand insights from NWEA’s widely used assessment with parent via *mobile video* – in their home language.



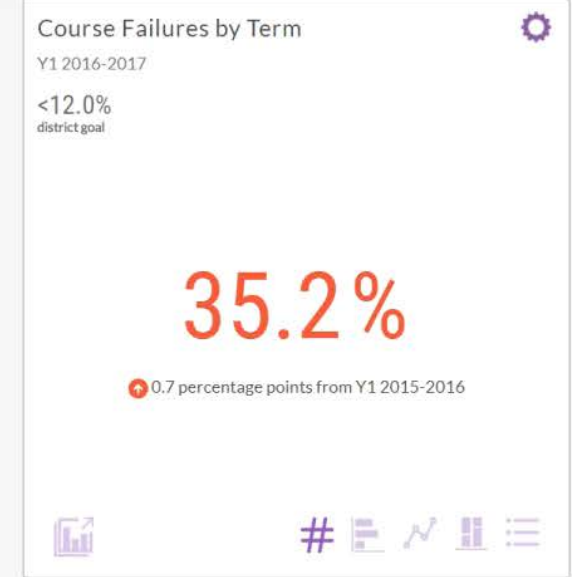
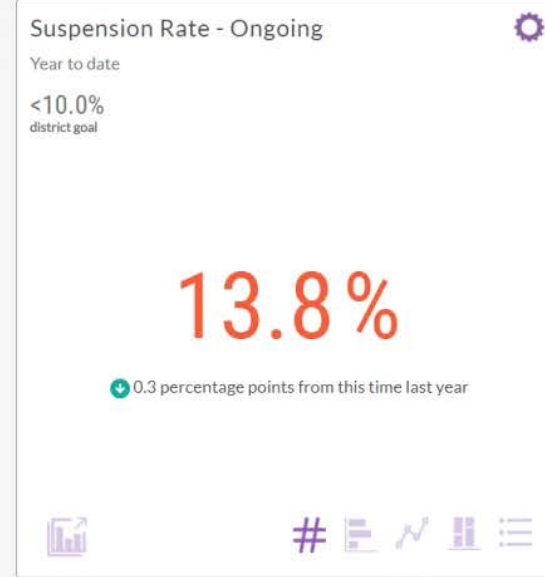
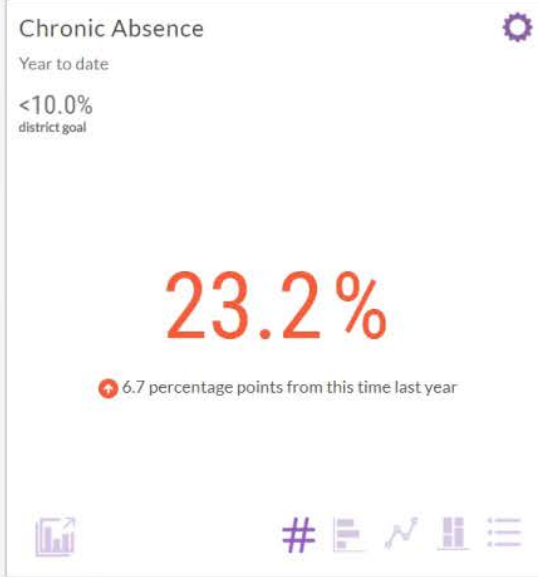
Schoolzilla's Mosaic

District Progress Monitoring




CHRONIC ABSENTEEISM, SUSPENSIONS & FAILING GRADES

Leading indicators of student engagement, school climate, and graduation



ENGLISH LANGUAGE ARTS

Leading indicators of student achievement



Analytics Summary

- A number of self-service analytics platforms are compatible with Ed-Fi technology and starter kits available in Ed-Fi Exchange:
 - Microsoft PowerBI - <https://powerbi.microsoft.com/en-us/>
 - Amazon QuickSight - <https://aws.amazon.com/quicksight/>
- Full-service support and solutions available from the Ed-Fi community of vendors:
 - <https://www.ed-fi.org/what-is-ed-fi/current-licensees/#Vendors-and-Nonprofit-Organizations>